




Horsey Show



When: August 11, 2018

Where: Pretty Pony Pastures

Time: 9:00 am

Cost: Early bird special (by July 7th) \$5.00/class

Regular registration (by July 21st) \$7.50/class


Late registration (by Aug. 4th) \$10.00/class

ABSOLUTELY NO REGISTRATION on or after Aug. 5th.

1. Equitation classes (pattern is in this packet)
 - a. Beginner Walk (riders who do not ride independently – leader and side walkers may be needed)
 - b. Beginner Walk/Post at Walk (riders who are usually off lead line and can post at the walk. May need a spotter.)
 - c. Novice Walk/ Trot (riders are learning to trot)
 - d. Intermediate Trot (rides with a bit)

- break -

2. Trail classes (pattern is in this packet)
 - a. Beginner Walk (riders who do not ride independently – leader and side walkers may be needed)
 - b. Beginner Walk/Post at Walk (riders who are usually off lead line and can post at the walk. May need a spotter.)
 - c. Novice Walk/Trot (riders are learning to trot)
 - d. Intermediate Trot (rides with bit)



Lunch!

Participation is limited to those riders who are taking riding classes at Pretty Pony Pastures or have participated in multiple events. All participants will receive ribbons and other prizes.

GAMES



3. Flag and Sand (classes will be divided by riding level based on the number entered) – combination barrel racing and flag game - riders move a flag from one barrel to the next, but **MUST** circle each barrel, too!

- a. Walk lead line
- b. Walk no lead line
- c. Trot

4. Ground Pole Hack (classes will be divided by riding level based on the number entered) – a ground pole jump course is set up in the arena. Timed event with time added when an error is made. (pattern is in this packet)

- a. Walk lead line
- b. Walk no lead line
- c. Trot

Circle the class(es) the rider will participate in. If there is more than one rider in the family, each rider must complete a separate entry form.

We reserve the right to combine classes or move a rider to a more suitable class.

1a
1b
1c
1d

2a
2b
2c
2d

3a
3b
3c
4a
4b
4c



Rider Name: _____

Number of classes entered: _____ x\$5/\$7.50/\$10 = _____

Number of Luncheon tickets:
Include rider and guests _____ x \$5 = _____

Total due: (make checks payable to
Pretty Pony Pastures) _____

Return at your next class or mail to:

Pretty Pony Pastures
9160 Eagle Road
Davisburg, MI 48350

Participation is limited to those riders who are taking riding classes at Pretty Pony Pastures or have participated in multiple events. All participants will receive ribbons and other prizes.

Rider Information

As we announce each rider in the show, we like to add some background by giving some interesting information about the riders. Please fill this out and send it back with the show registration form. Please print legibly.

If I don't get this back, I'll just make something up LOL!

Rider Name: _____

Age: _____

Years in riding program: _____

School: _____

Grade this fall: _____

Brothers/Sisters and ages: _____

Do siblings also ride? _____

Mom/Dad name: _____

What does rider like to do when not riding? _____

Any other interesting items that could be shared? _____

This page is blank

Participation is limited to those riders who are taking riding classes at Pretty Pony Pastures or have participated in multiple events. All participants will receive ribbons and other prizes.



9160 Eagle Road
Davisburg, MI 48350
248 634-7276

www.prettyponypastures.org



Pretty Pony Pastures is hosting its 10th annual Giddy-up Go Horsey Show on Aug. 11, 2018. The show is open to both therapeutic and regular riders, who take lessons at Pretty Pony Pastures. All riders participating in a class will receive a ribbon. There are 14 classes with approx. 4-5 participants per class. We are looking for individuals and businesses to sponsor a class. By sponsoring a class you will be covering the cost of the ribbons for that class. Each sponsor will receive acknowledgement in the show program and on our Website. Include a business card for our patron board in our arena.

Want to send "Good Luck" to a rider? **Ride On Wishes** are \$10 and limited to 100 characters. Example:

"Jess, have a great show! Love, Mom and Dad"

"Lacey, wishing you lots of luck and fun! Grandma and Grandpa Bart"

We are also looking for businesses to advertise in the show program. All ads will also be acknowledged on our Website.

Thank you for your support of our riding programs.

Linda M. Watson

Linda@prettyponypastures.org

Ad with Class sponsor

Business card ad: _____ \$20.00—Regular size business card size

½ page ad _____ \$25.00—4 ½" wide x 3 ¾" high and class

Full Page ad: _____ \$50.00 – 4 ½" wide x 7 ½" high and class

Ride on Wish: _____ \$ 10.00 - _____

Total enclosed\$ _____

Send business card or prepared ad and **Check made payable to Pretty Pony Pastures**. Camera ready or electronic ads are preferred. If unable to provide a camera ready ad, an ad can be prepared from information supplied by the advertiser.

Advertising must be received by August 1, 2018 to be placed in the show program.

Participation is limited to those riders who are taking riding classes at Pretty Pony Pastures or have participated in multiple events. All participants will receive ribbons and other prizes.

Sample ads

You are all winners!



RHL group
financial services

RANDOLPH T. REDMOND

115 Battle Alley
Holly, MI 48442
P: 248.634.7720 F: 248.634.7851

rredmond@rhigroup.net
www.rhigroup.us



So proud of you, Morgan!
Love you!
Mom and Dad

Dog Grooming by Julia
In My Holly, MI. Home • (248) 634-0175



Rub-A-Dub-Dub,
It's Time For A Scrub

Participation is limited to those riders who are taking riding classes at Pretty Pony Pastures or have participated in multiple events. All participants will receive ribbons and other prizes.

The following pages contain the riding patterns for ALL the classes.

Please read through the patterns so you and your rider have an idea of what is expected and how the judge is awarding points.

Included for each pattern is the scoring sheet that the judge uses for each rider. The scores indicate the rider's skill and ability at that level.

There will be at least one spotter in the arena at all times regardless of the rider's level and ability.

We reserve the right to combine classes if there are an insufficient number of riders in a class.

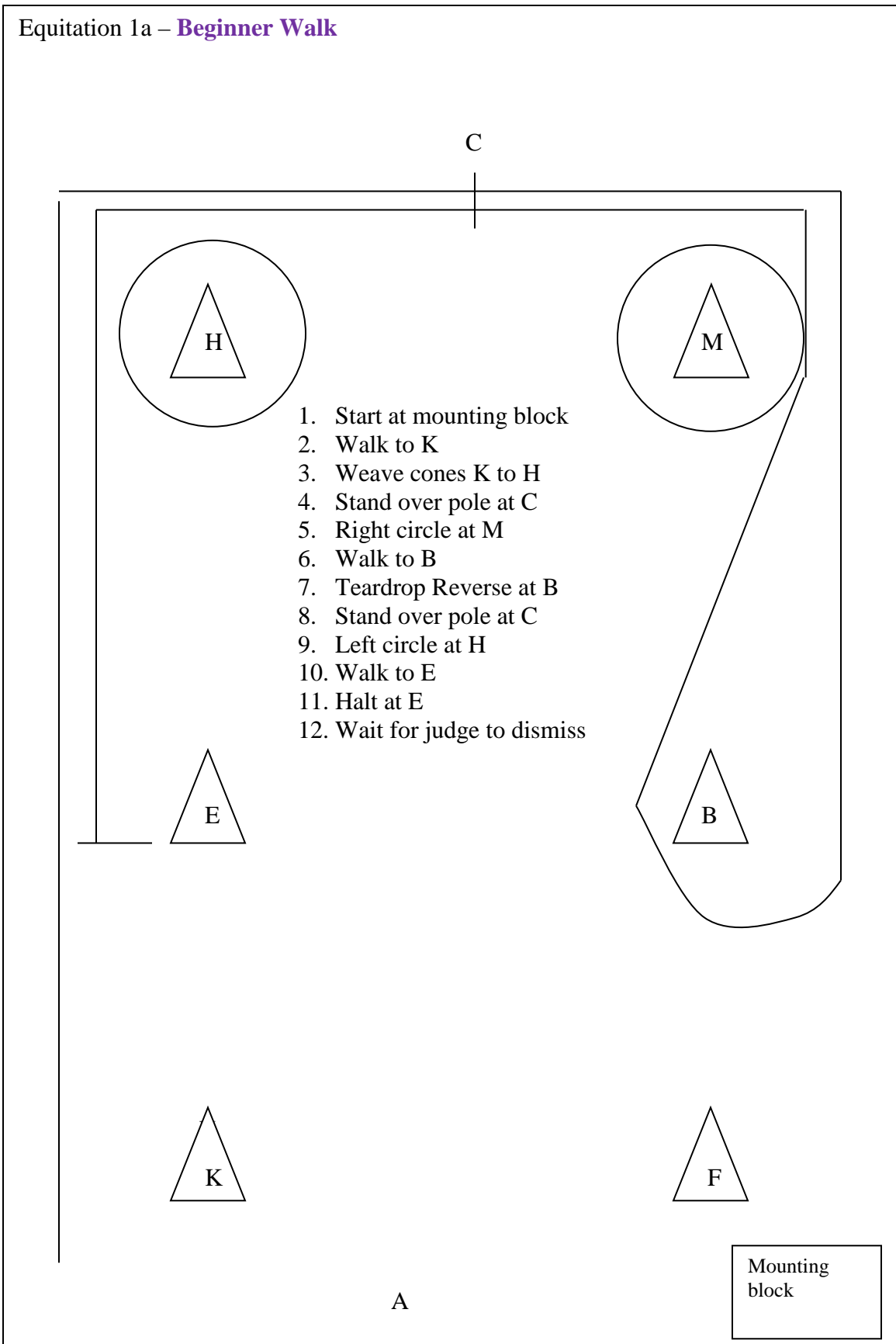
Riders will be assigned the horse they usually ride during class.

NOTE: On or off lead line does not affect the score unless the leader or spotter has to intervene. This is noted on the score sheet.

If you have any questions, please contact me by phone or email.

This page is blank

Participation is limited to those riders who are taking riding classes at Pretty Pony Pastures or have participated in multiple events. All participants will receive ribbons and other prizes.



Participation is limited to those riders who are taking riding classes at Pretty Pony Pastures or have participated in multiple events. All participants will receive ribbons and other prizes.

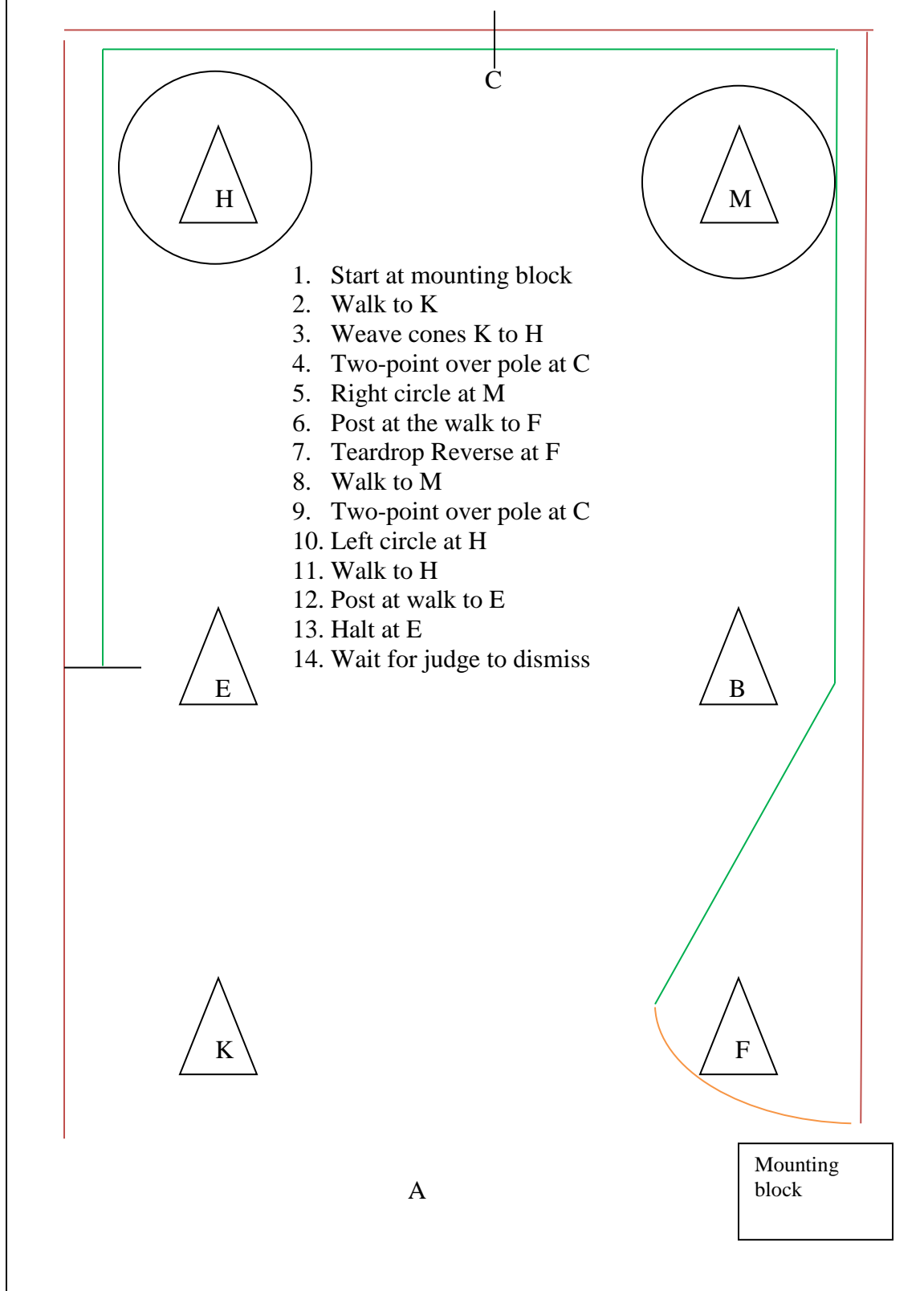
Equitation 1a – Walk

Rider Number: _____

Action	Points	Points Rec'd	Comments
Eyes forward	10		
Heels down; Feet properly in stirrups	10		
Holds reins properly	10		
Dressed neatly	5		
Correct posture and balance	10		
Stands over pole	10		
Steers horse around corners	10		
Steers horse when circling	10		
Stops horse	10		
Controls horse; leader does not	10		
Can identify one of the following (mane, forelock, wither, crest)	5		
Score=points/100			

Participation is limited to those riders who are taking riding classes at Pretty Pony Pastures or have participated in multiple events. All participants will receive ribbons and other prizes.

Equitation 1b – Beginner Walk/ Post at Walk



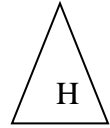
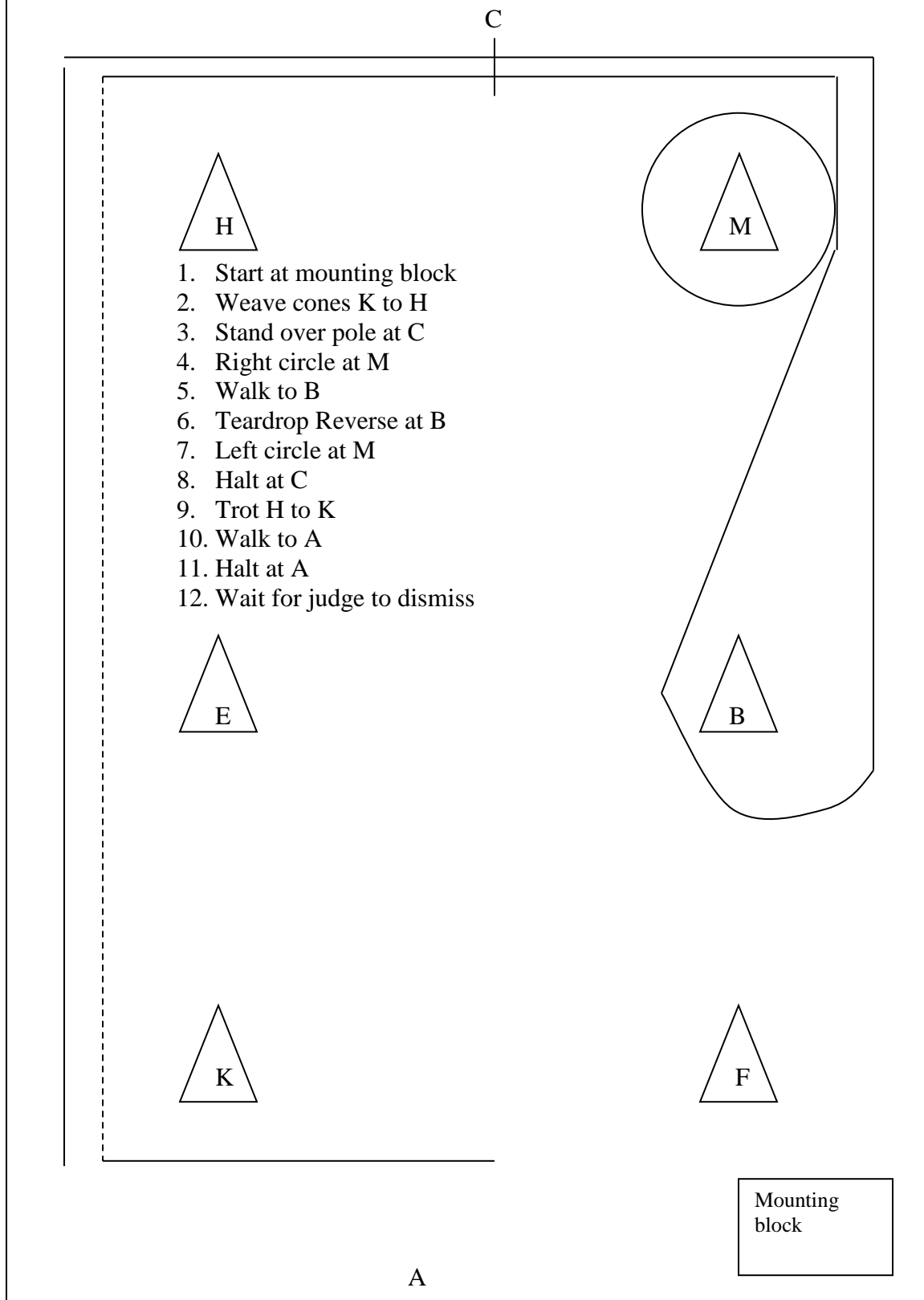
Participation is limited to those riders who are taking riding classes at Pretty Pony Pastures or have participated in multiple events. All participants will receive ribbons and other prizes.

Equitation 1b – Walk/Post at Walk

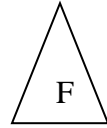
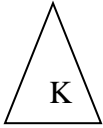
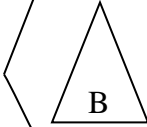
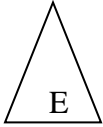
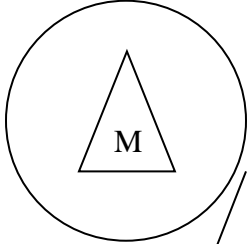
Rider Number: _____

Action	Points	Points Rec'd	Comments
Dressed neatly	5		
Eyes forward – looking ahead NOT down	10		
Heels down; Ball of foot on stirrups	5		
Maintains even gait; can keep horse moving under control (minimal assistance from spotter)	5		
Turns head in the direction of the circle and horse moves smoothly	10		
Maintains balance and form at two-point	10		
Maintains balance posting at the walk – does not hold the saddle	10		
Has proper posture – no slouching; hands just above pommel	5		
Tear –drop reverse around the cone	10		
Stops horse easily	10		
Horse and rider work together	10		
Dismounts gracefully	5		
Ask rider to point to one part of the leg (elbow, knee, feathers)	5		
Score=points/100			

E Equitation 1c – Off Lead Line Trot



1. Start at mounting block
2. Weave cones K to H
3. Stand over pole at C
4. Right circle at M
5. Walk to B
6. Teardrop Reverse at B
7. Left circle at M
8. Halt at C
9. Trot H to K
10. Walk to A
11. Halt at A
12. Wait for judge to dismiss



Mounting
block

A

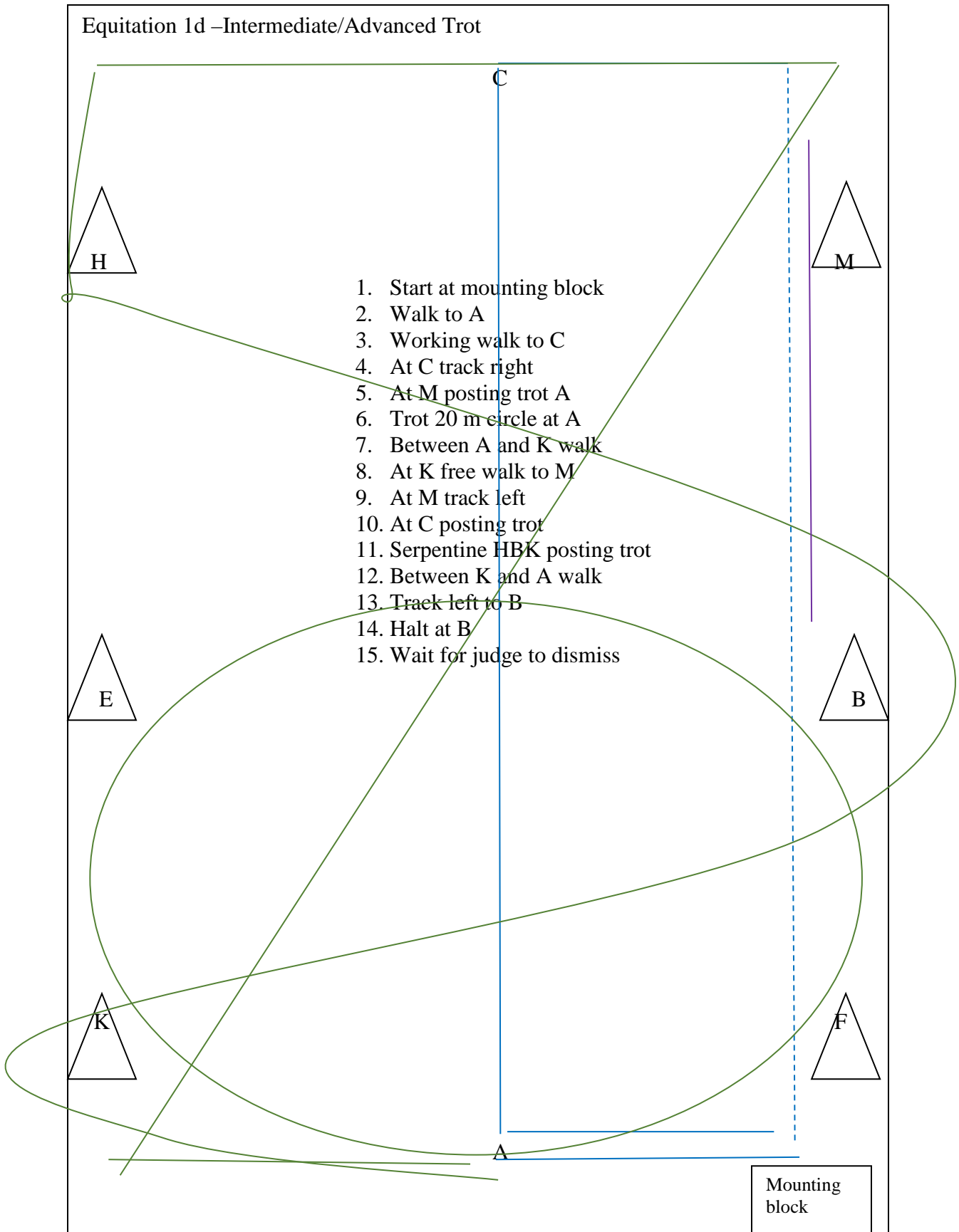
C

Participation is limited to those riders who are taking riding classes at Pretty Pony Pastures or have participated in multiple events. All participants will receive ribbons and other prizes.

Rider Number: _____

Action	Points	Points Rec'd	Comments
Dressed neatly	5		
Eyes forward – looking ahead	10		
Heels down; Feet properly in stirrups	5		
Maintains even gait; can keep horse moving	5		
Turns head in the direction of the circle and horse moves smoothly	10		
Has good control of horse (minimal assistance from spotters or leaders)	10		
Maintains balance at trot	10		
Has proper posture – no slouching; hands just above pommel	5		
Tear –drop reverse around the cone	10		
Stops horse easily	10		
Horse and rider work together	10		
Dismounts gracefully	5		
Ask rider to name one part of the saddle (pommel, gullet, cantle)	5		
Total Points	100		
Score = points/95			

Participation is limited to those riders who are taking riding classes at Pretty Pony Pastures or have participated in multiple events. All participants will receive ribbons and other prizes.



Participation is limited to those riders who are taking riding classes at Pretty Pony Pastures or have participated in multiple events. All participants will receive ribbons and other prizes.

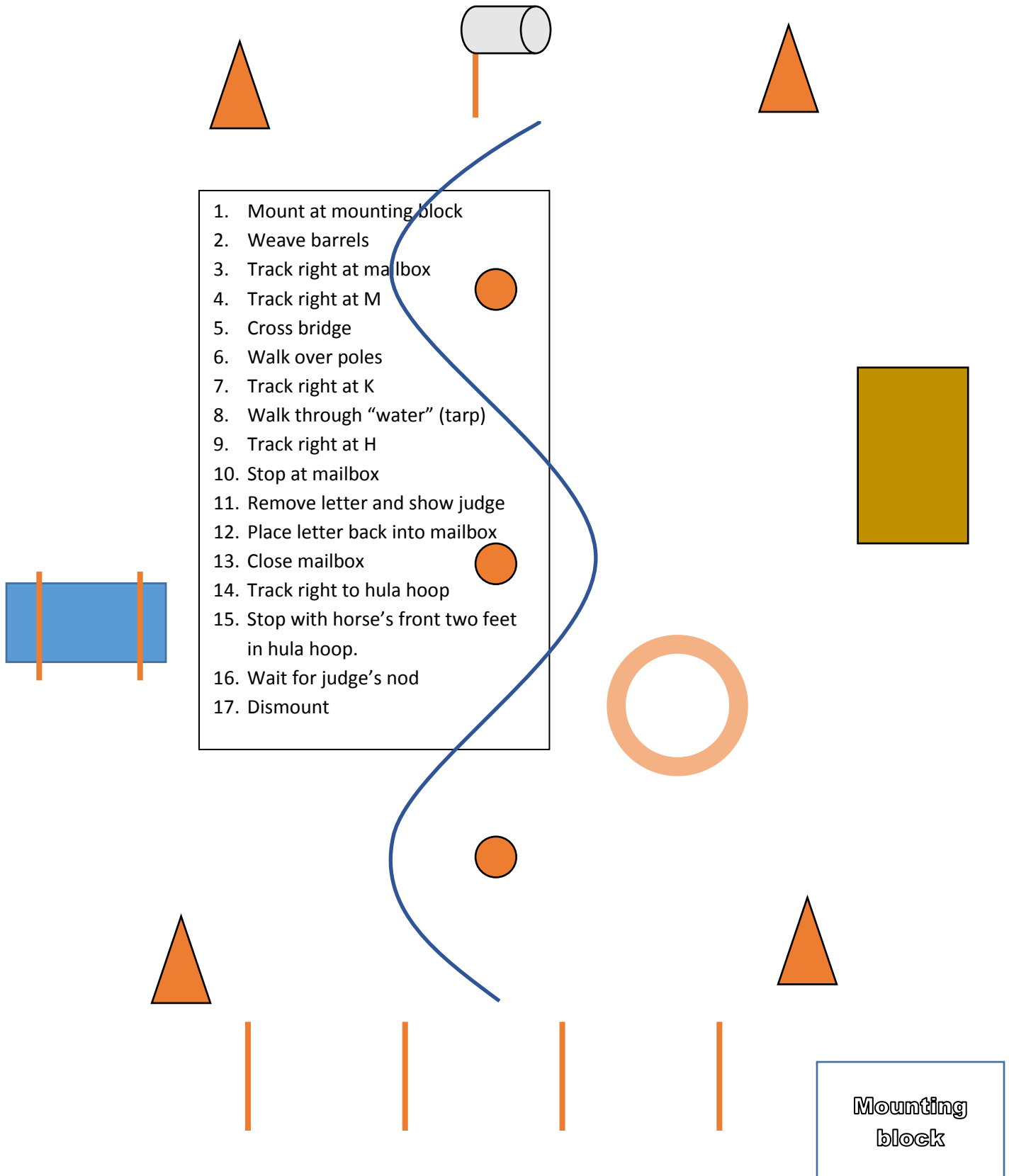
Equitation 1d - Trot

Rider Number: _____

Action	Points	Points Rec'd	Comments
Dressed neatly	5		
Proper posture (feet flat, hands in position – looking forward)	10		
Maintains even gait at walk and trot	10		
Horse and rider work in harmony	10		
Circles are round and full 20m	10		
Turns do not pull excessively on horse's bit	10		
Walk is straight - K to M and along long walls	10		
Serpentine is smooth and on the mark	10		
Corners are NOT cut	10		
Posting trot is in rhythm with horse	10		
Parts of the saddle (pommel, gullet, cantle)	5		
Score = points/100			

Participation is limited to those riders who are taking riding classes at Pretty Pony Pastures or have participated in multiple events. All participants will receive ribbons and other prizes.

Trail Class 2a – Beginner Walk Lead Line



Participation is limited to those riders who are taking riding classes at Pretty Pony Pastures or have participated in multiple events. All participants will receive ribbons and other prizes.

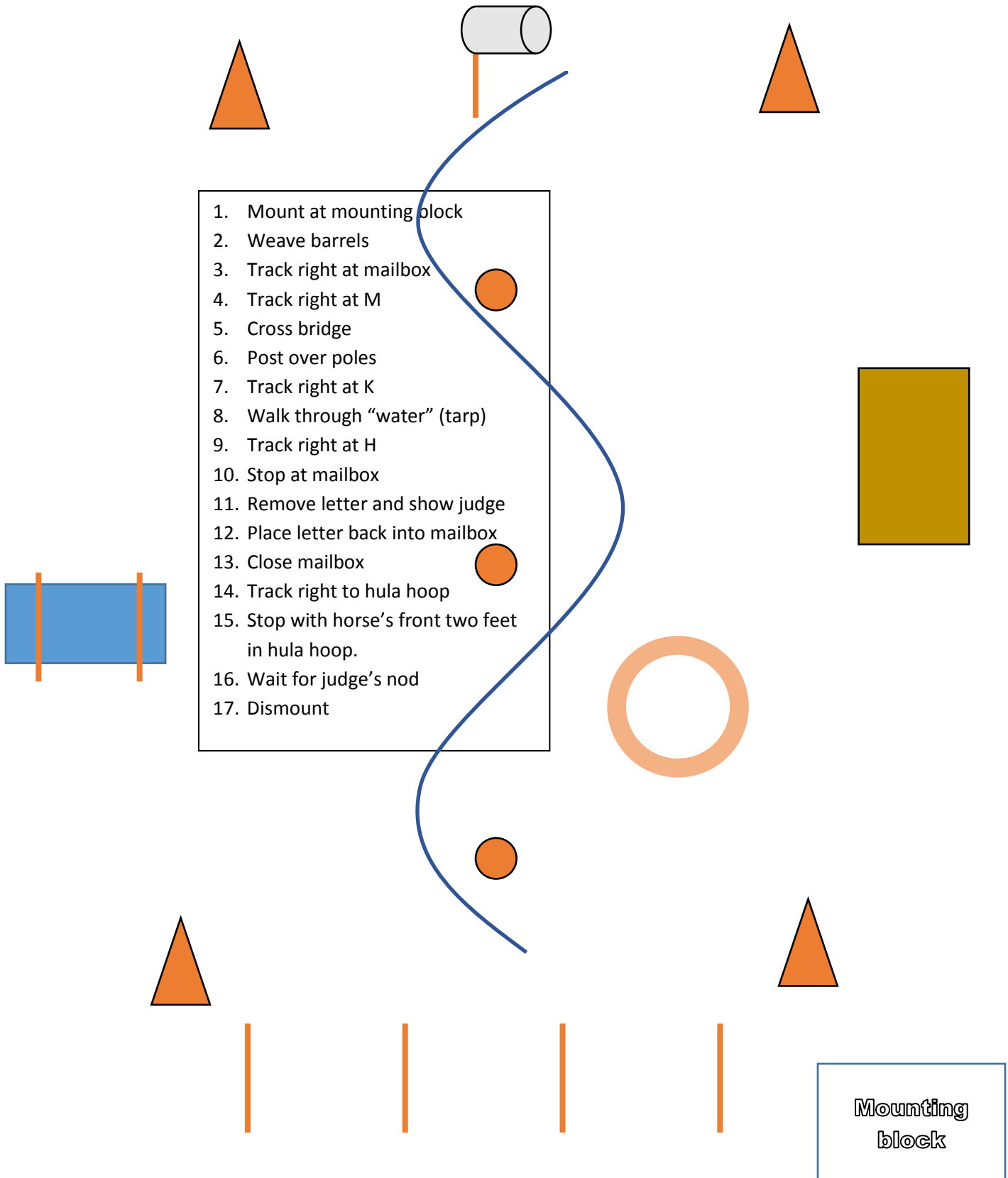
Trail Class 1a – Beginner Walk – lead line

Rider Number: ____

Action	Points	Points Rec'd	Comments
Mounts gracefully	5		
Weaves barrels correctly	10		
Turns horse to the right	5		
Walks horse over center of bridge	10		
Walks horse over center of poles	10		
Does not cut corner at K	5		
Walks horse through water	10		
Stops at mailbox	10		
Opens mailbox and shows letter	5		
Put letter back and closes mailbox	5		
Stops with both front feet in hula hoop	10		
Dismounts easily	5		
Controls horse throughout	10		
Score = points/100			

Participation is limited to those riders who are taking riding classes at Pretty Pony Pastures or have participated in multiple events. All participants will receive ribbons and other prizes.

Trail Class 2b – Beginner Walk off lead line



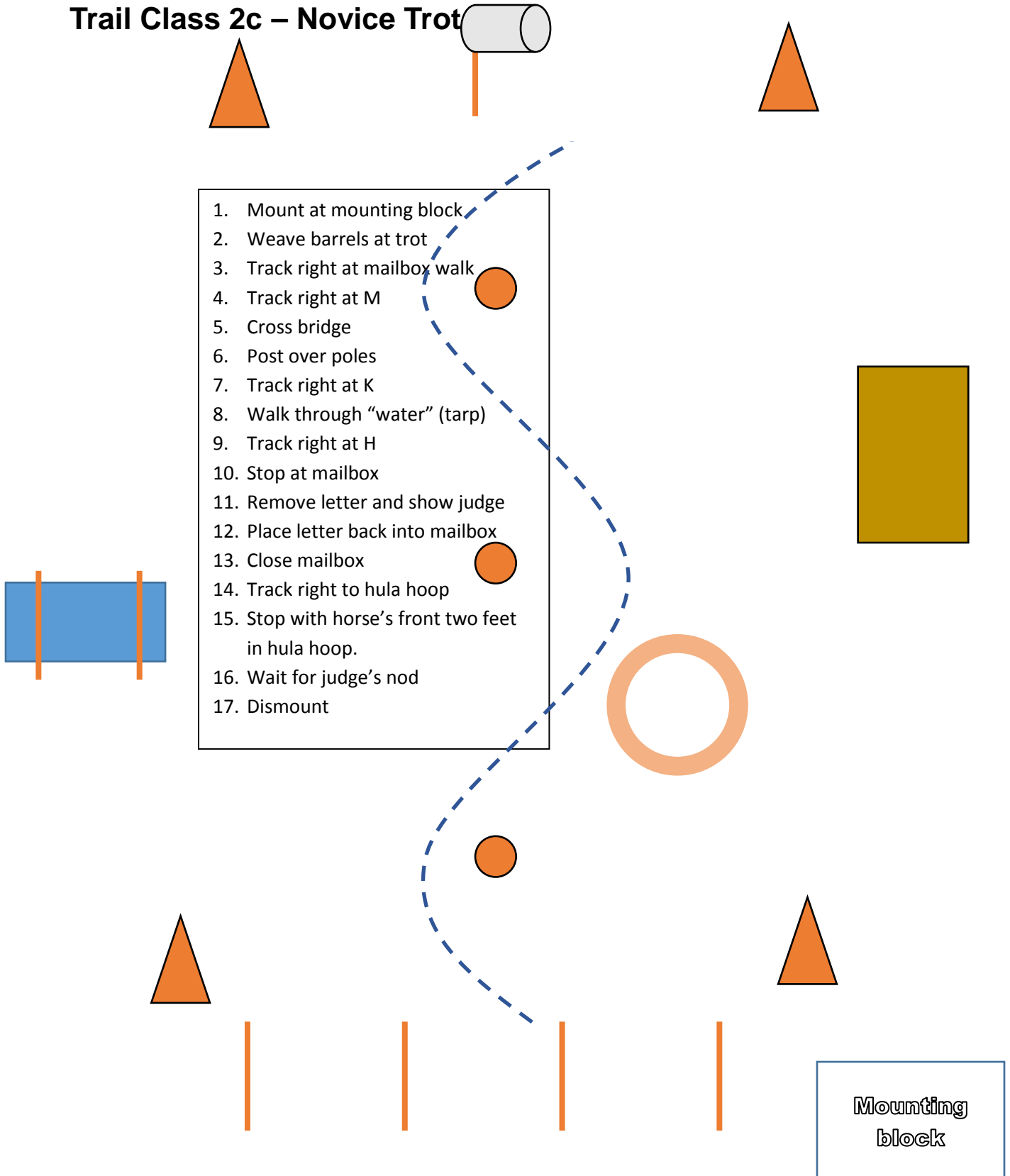
Participation is limited to those riders who are taking riding classes at Pretty Pony Pastures or have participated in multiple events. All participants will receive ribbons and other prizes.

Trail Class 2b – Walk/Post at Walk

Rider Number: ____

Action	Points	Points Rec'd	Comments
Mounts gracefully	5		
Weaves barrels correctly	10		
Turns horse to the right	5		
Walks horse over center of bridge	10		
Posts horse over center of poles	10		
Does not cut corner at K	5		
Walks horse through water	10		
Stops at mailbox	10		
Opens mailbox and shows letter	5		
Put letter back and closes mailbox	5		
Stops with both front feet in hula hoop	10		
Dismounts easily	5		
Controls horse throughout	10		
Score = points/100			

Trail Class 2c – Novice Trot



1. Mount at mounting block
2. Weave barrels at trot
3. Track right at mailbox walk
4. Track right at M
5. Cross bridge
6. Post over poles
7. Track right at K
8. Walk through "water" (tarp)
9. Track right at H
10. Stop at mailbox
11. Remove letter and show judge
12. Place letter back into mailbox
13. Close mailbox
14. Track right to hula hoop
15. Stop with horse's front two feet in hula hoop.
16. Wait for judge's nod
17. Dismount

Mounting
block

Participation is limited to those riders who are taking riding classes at Pretty Pony Pastures or have participated in multiple events. All participants will receive ribbons and other prizes.

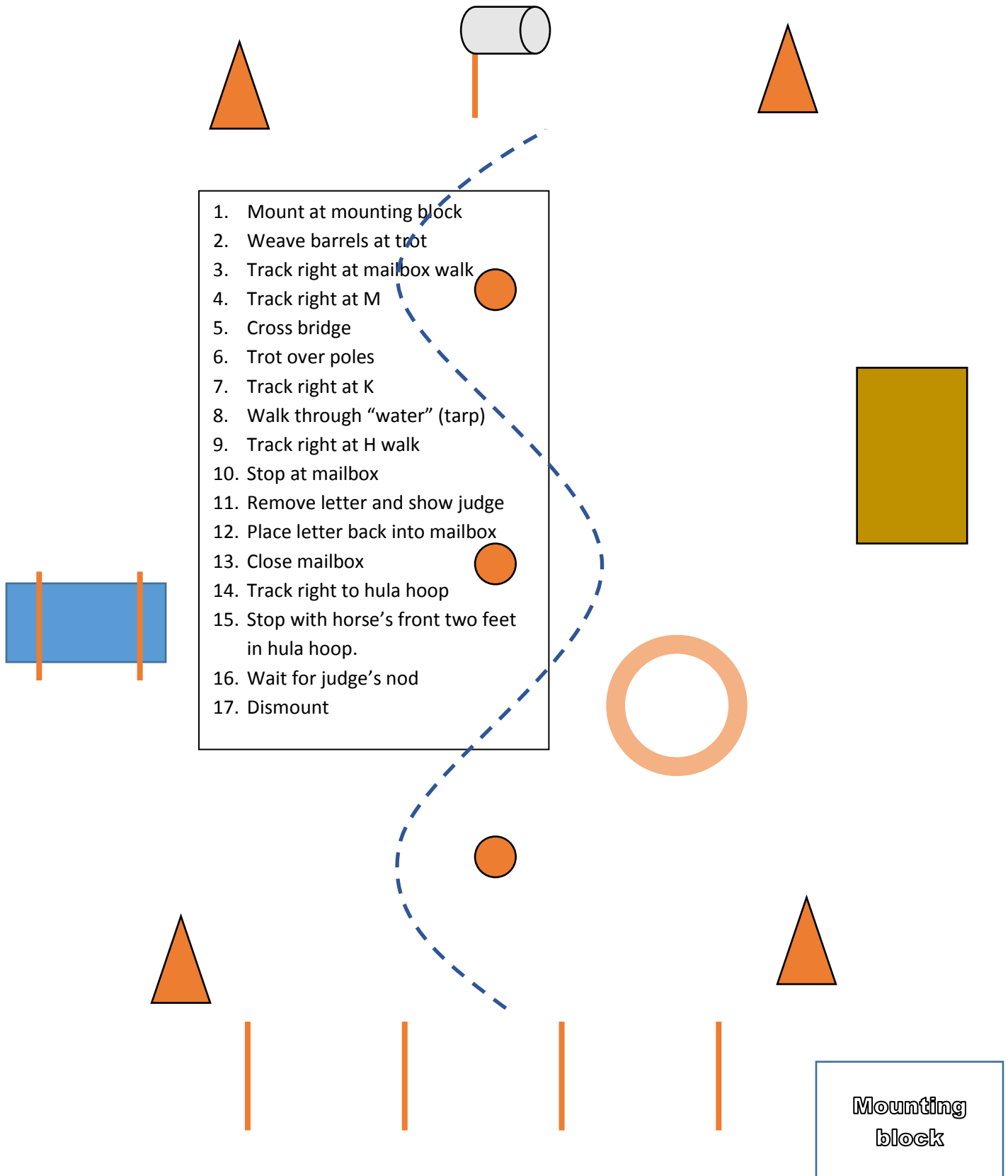
Trail Class 2c – Novice Trot

Rider Number: ____

Action	Points	Points Rec'd	Comments
Mounts gracefully	5		
Weaves barrels correctly at trot	10		
Turns horse to the right	5		
Walks horse over center of bridge	10		
Posts horse over center of poles	10		
Does not cut corner at K	5		
Walks horse through water	10		
Stops at mailbox	10		
Opens mailbox and shows letter	5		
Put letter back and closes mailbox	5		
Stops with both front feet in hula hoop	10		
Dismounts easily	5		
Controls horse throughout	10		
Score = points/100			

Participation is limited to those riders who are taking riding classes at Pretty Pony Pastures or have participated in multiple events. All participants will receive ribbons and other prizes.

Trail Class 2d – Intermediate/Advanced Trot



Participation is limited to those riders who are taking riding classes at Pretty Pony Pastures or have participated in multiple events. All participants will receive ribbons and other prizes.

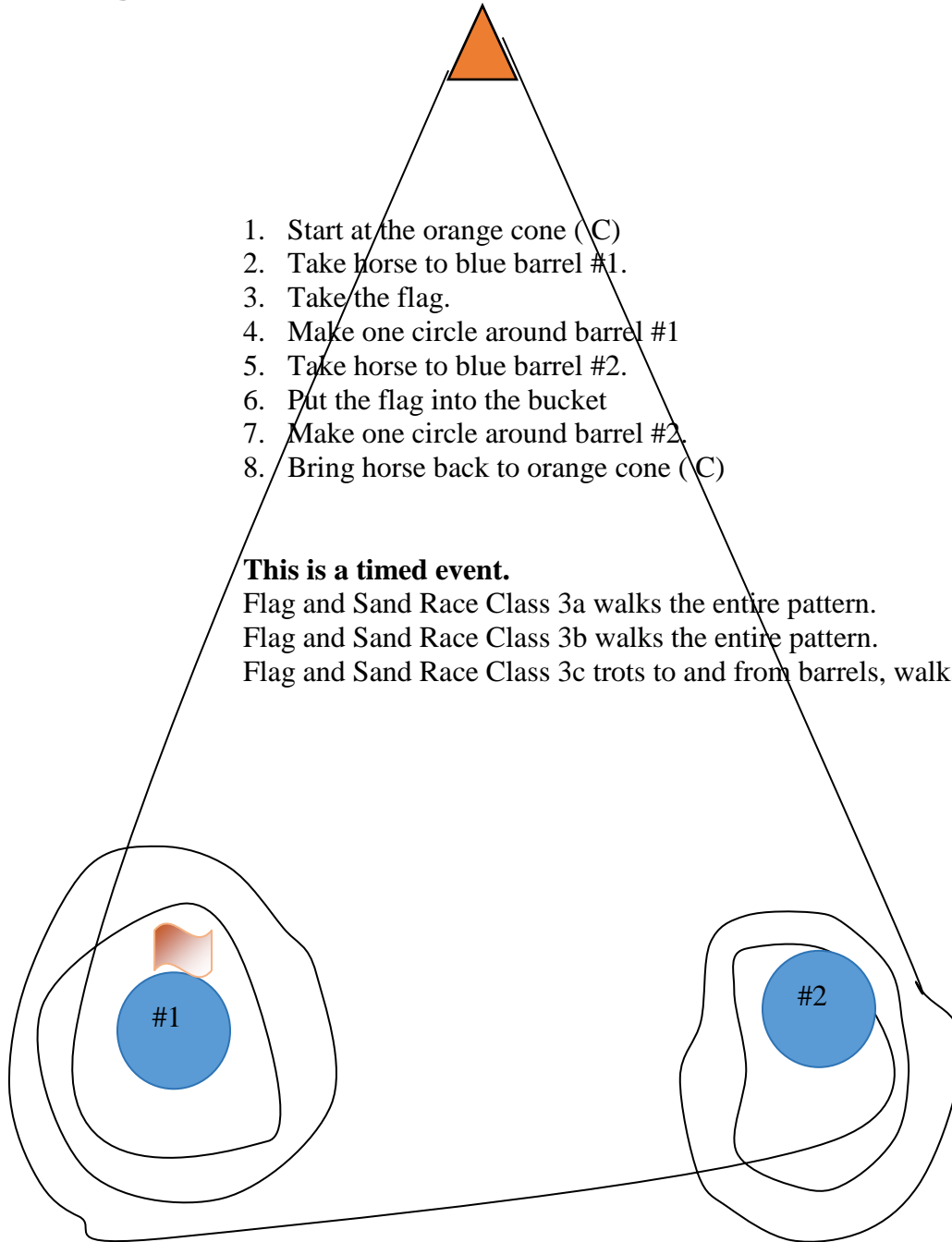
Trail Class 2d – Intermediate Trot

Rider Number: ____

Action	Points	Points Rec'd	Comments
Mounts gracefully	5		
Weaves barrels correctly at trot	10		
Turns horse to the right	5		
Walks horse over center of bridge	10		
Trots horse over center of poles	10		
Does not cut corner at K	5		
Walks horse through water	10		
Stops at mailbox	10		
Opens mailbox and shows letter	5		
Put letter back and closes mailbox	5		
Stops with both front feet in hula hoop	10		
Dismounts easily	5		
Controls horse throughout	10		
Score = points/100			

Participation is limited to those riders who are taking riding classes at Pretty Pony Pastures or have participated in multiple events. All participants will receive ribbons and other prizes.

Flag and Sand 3a, 3b, 3c



1. Start at the orange cone (C)
2. Take horse to blue barrel #1.
3. Take the flag.
4. Make one circle around barrel #1
5. Take horse to blue barrel #2.
6. Put the flag into the bucket
7. Make one circle around barrel #2.
8. Bring horse back to orange cone (C)

This is a timed event.

Flag and Sand Race Class 3a walks the entire pattern.

Flag and Sand Race Class 3b walks the entire pattern.

Flag and Sand Race Class 3c trots to and from barrels, walks the circles.

Mounting block

Ground Hack 4a, 4b, 4c

Same pattern for all levels a – lead line, b – off lead line, c – trot



1. Mount
2. Clock starts at cone
3. Two-point over pole
4. ~~Walk/trot C~~
5. Turn left at C
6. Turn left at H
7. Two point over pole
8. Turn left - walk/trot toward F
9. Two point over two poles
10. Turn left around F
11. Walk/trot toward M
12. Two point over pole
13. Turn left – walk/trot toward C
14. Two point over pole
15. Turn left around C
16. Two point over pole
17. Clock stops after pole is crossed
18. Walk/trot to rail.



NOTE: 2 seconds will be added to time if?

- a. Cone is missed (C, H, F)
- b. Pole is missed
- c. No two-point (or stand-up for lead line class) over pole

